

Infosys®

38TH

ANNUAL
GENERAL
MEETING

www.infosys.com



LIVE ENTERPRISE



Safe Harbor



Certain statements mentioned in this presentation concerning our future growth prospects are forward-looking statements regarding our future business expectations intended to qualify for the 'safe harbor' under the Private Securities Litigation Reform Act of 1995, which involve a number of risks and uncertainties that could cause actual results to differ materially from those in such forward-looking statements. The risks and uncertainties relating to these statements include, but are not limited to, risks and uncertainties regarding fluctuations in earnings, fluctuations in foreign exchange rates, our ability to manage growth, intense competition in IT services including those factors which may affect our cost advantage, wage increases in India, our ability to attract and retain highly skilled professionals, time and cost overruns on fixed-price, fixed-time frame contracts, client concentration, restrictions on immigration, industry segment concentration, our ability to manage our international operations, reduced demand for technology in our key focus areas, disruptions in telecommunication networks or system failures, our ability to successfully complete and integrate potential acquisitions, liability for damages on our service contracts, the success of the companies in which Infosys has made strategic investments, withdrawal or expiration of governmental fiscal incentives, political instability and regional conflicts, legal restrictions on raising capital or acquiring companies outside India, and unauthorized use of our intellectual property and general economic conditions affecting our industry. Additional risks that could affect our future operating results are more fully described in our United States Securities and Exchange Commission filings including our Annual Report on Form 20-F for the fiscal year ended March 31, 2019. These filings are available at www.sec.gov Infosys may, from time to time, make additional written and oral forward-looking statements, including statements contained in the Company's filings with the Securities and Exchange Commission and our reports to shareholders. The Company does not undertake to update any forward-looking statements that may be made from time to time by or on behalf of the Company unless it is required by law.

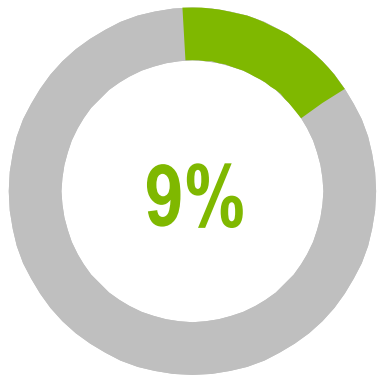
Client Relevance, Stability, and Shareholder Value Creation

Salil Parekh

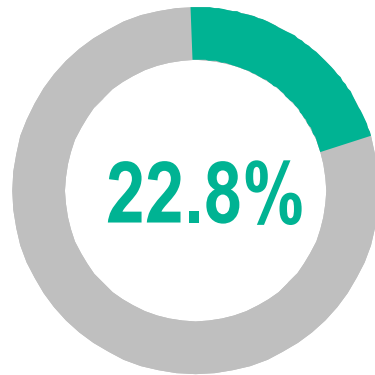
Chief Executive Officer and Managing Director



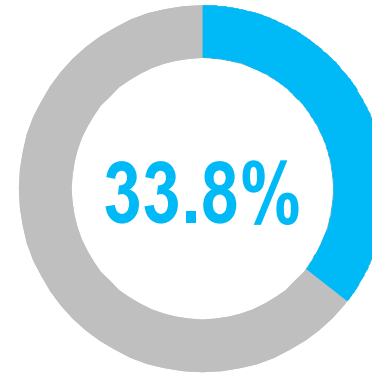
In FY19 we had an exceptional year!



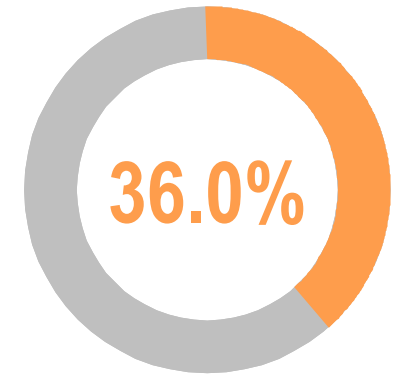
YoY Revenue Growth in CC



Operating Margin %



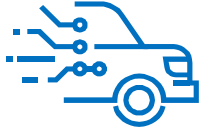
YoY Digital Revenue Growth in CC



Total Shareholder Return

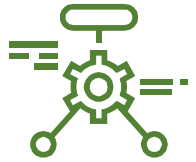
OUR CLEAR STRATEGIC DIRECTION AND FOCUSED EXECUTION YIELDED STRONG RESULTS

Key impact areas



CLIENT RELEVANCE

We have re-built client relevance, demonstrated with our strong overall growth and strong digital growth



DIGITAL

In Q4'19, 33.8% of our revenues were from digital



LARGE DEALS

\$6.3 billion, highest since inception



EXPANDED FOOTPRINT

Strategic partnerships in South East Asia with Temasek, in Japan with Hitachi and Panasonic



SELECT ACQUISITIONS AND EXPANSIONS

Brilliant Basics, WongDoody, Fluidio, Stater/ABN Amro mortgage



Bring our client's digital brand to life

Digital Design Studios

Analytics Data Workbench

Intelligent Chatbots

Strategic Design Consulting

Acquisitions of



1000 Designers through the Infosys Design Accelerators and partnerships with Design Schools

Partnership with



Intense automation and platforms

Accelerate internal automation across landscapes

1M use cases

Platforms and micro-automation assets for large programs

40K components e.g. next gen chatbots, Genome, Hawkeye

Reengineer the enterprise led by AI services and apps, platforms

Business apps powered by Nia McCamish, Stater, Finacle



People-first mindset

Series of engagement activities undertaken to nurture strong emotional connect



ENGAGE



ENABLE



REWARD

Added close to 22,000 college graduates to the organization in FY19

Continuous learning

200,000

Infoscions on the Lex platform

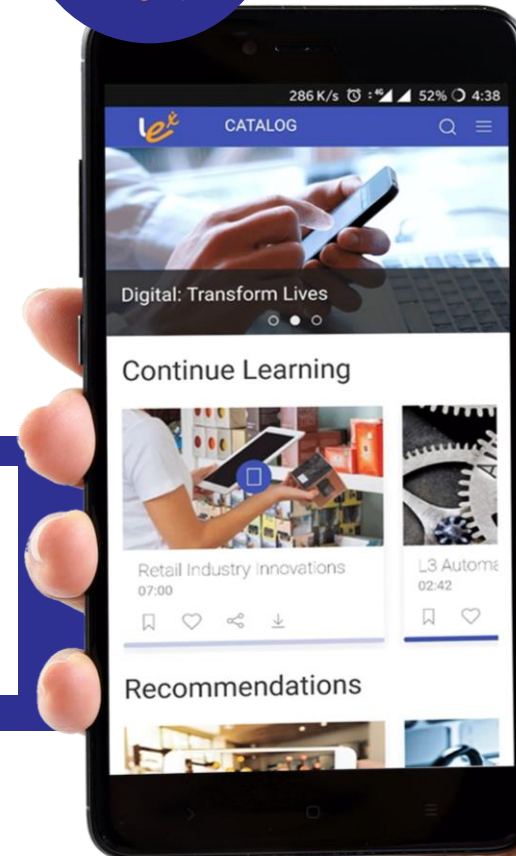
32

minutes per user per day

weekends averaging

60 minutes

The platform houses over **42,800** resources, **700** courses and **20** learning stack specializations



PARTNERSHIPS

Strategic alliances for external content integration

PURDUE
UNIVERSITY



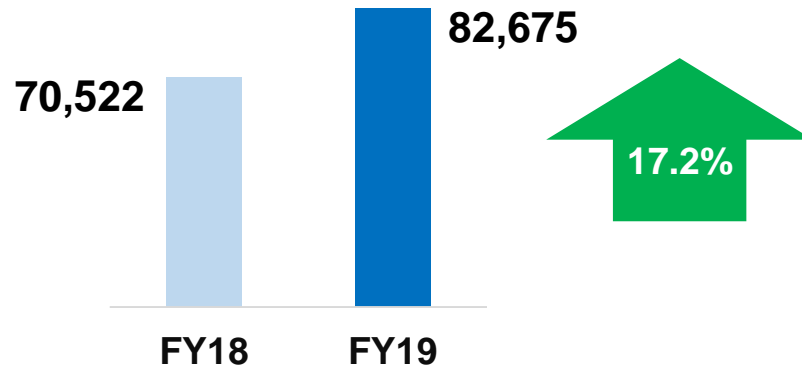
UDACITY



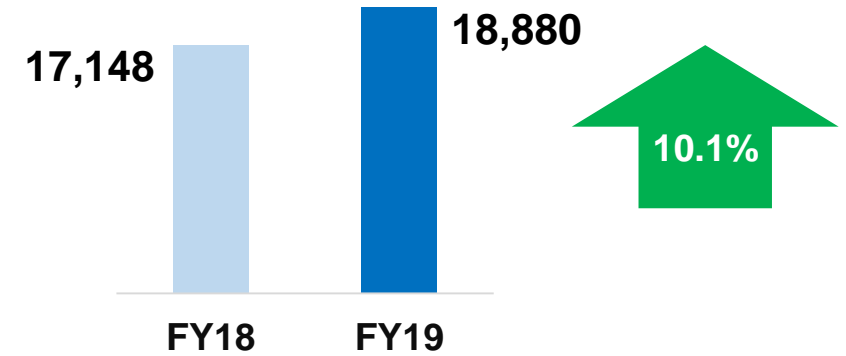
coursera

Summary of financial performance

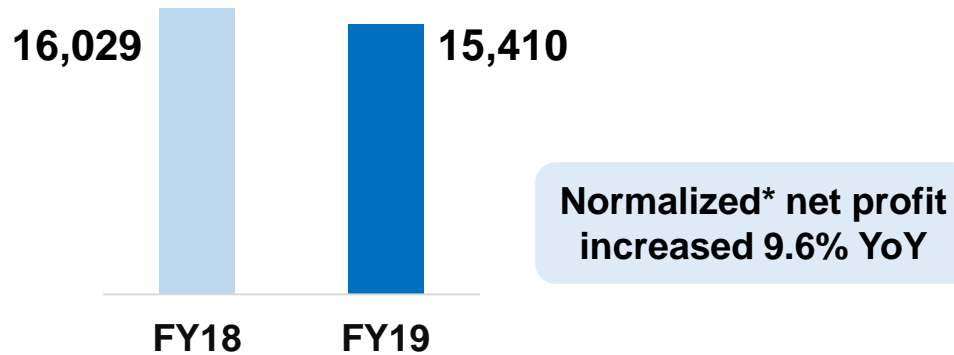
Total Revenue (in INR crore)



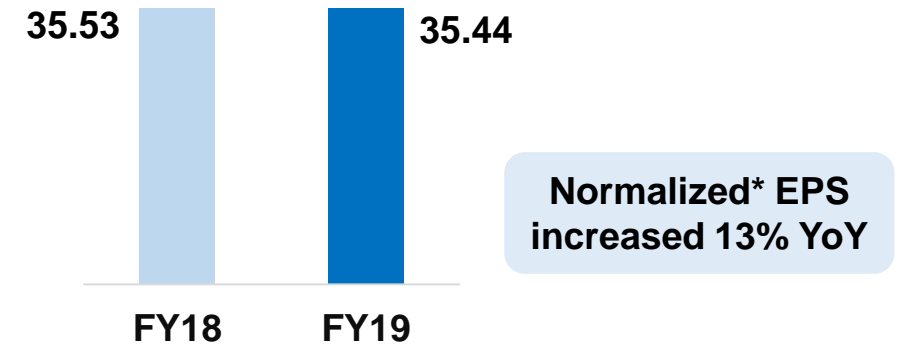
Operating Profit (in INR crore)



Net Profit (in INR crore)



Basic EPS (in INR)



Above numbers are based on Ind AS Consolidated Financials

* Normalized for APA, Panaya & Skava

Balance sheet is strong, debt free, and liquid

In INR crore

	FY19	FY18
Property, plant & equipment including CWIP	12,867	11,722
Goodwill and intangibles	4,231	2,458
Other non-current assets	10,267	10,153
Cash and investments*	30,690	31,765
Other net working capital	8,045	9,687
	66,100	65,785
Less: Non-current liabilities	1,094	861
Total Equity	65,006	64,924

Above numbers are based on Ind AS Consolidated Financials

* Investments includes current investments and non-current investments in Tax-free bonds, FMPs, NCDs and Government Securities

Returning capital to shareholders

INR 13,000 crore

To be distributed to the shareholders



INR 2,633 crore

*Special dividend of INR 10 per share**



INR 2,107 crore

Special dividend of INR 4 per share



INR 8,260 crore

Buyback at maximum price of INR 800 per share

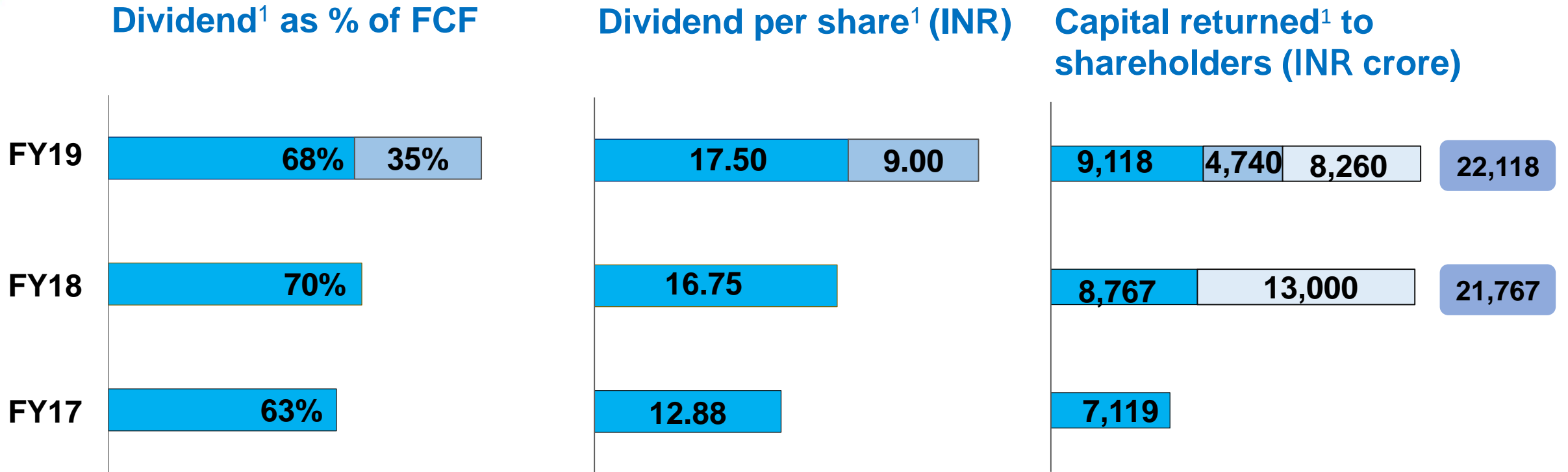
Paid in Jun 2018

Paid in Jan 2019

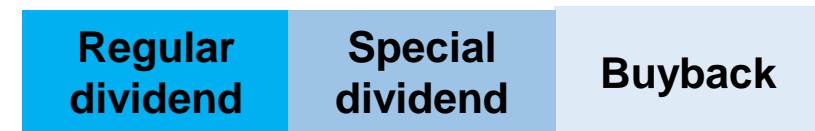
Bought back INR 5,352 crore till date

** Not adjusted for Bonus issue in Sep'18
Dividend is inclusive of Dividend Distribution Tax*


Returning capital to shareholders...



¹ Final dividend of FY19 is subject to shareholders approval in AGM on Jun 22, 2019.
 Dividend amount is inclusive of Dividend Distribution Tax
 All earlier dividends prior to Sep'18 bonus issue have been adjusted
 FY19 buyback is still under progress
 Capital returned numbers are based on IFRS Consolidated Financials



Total shareholder return for FY19



Dividend includes special dividend paid out during the year

THANK YOU

